



**SADHU VASWANI MISSION'S  
ST. MIRA'S COLLEGE FOR GIRLS**

**[An Autonomous College Affiliated to the Savitribai Phule Pune University]  
(Empowered Autonomous College Status)  
[ARTS, COMMERCE, SCIENCE, B.Sc.(Computer Science), BBA, BBA CA]  
6, Koregaon Road, Pune – 411001 (INDIA)**

**PH/Fax:26124846, Email: [info@stmirascollegepune.edu.in](mailto:info@stmirascollegepune.edu.in)**

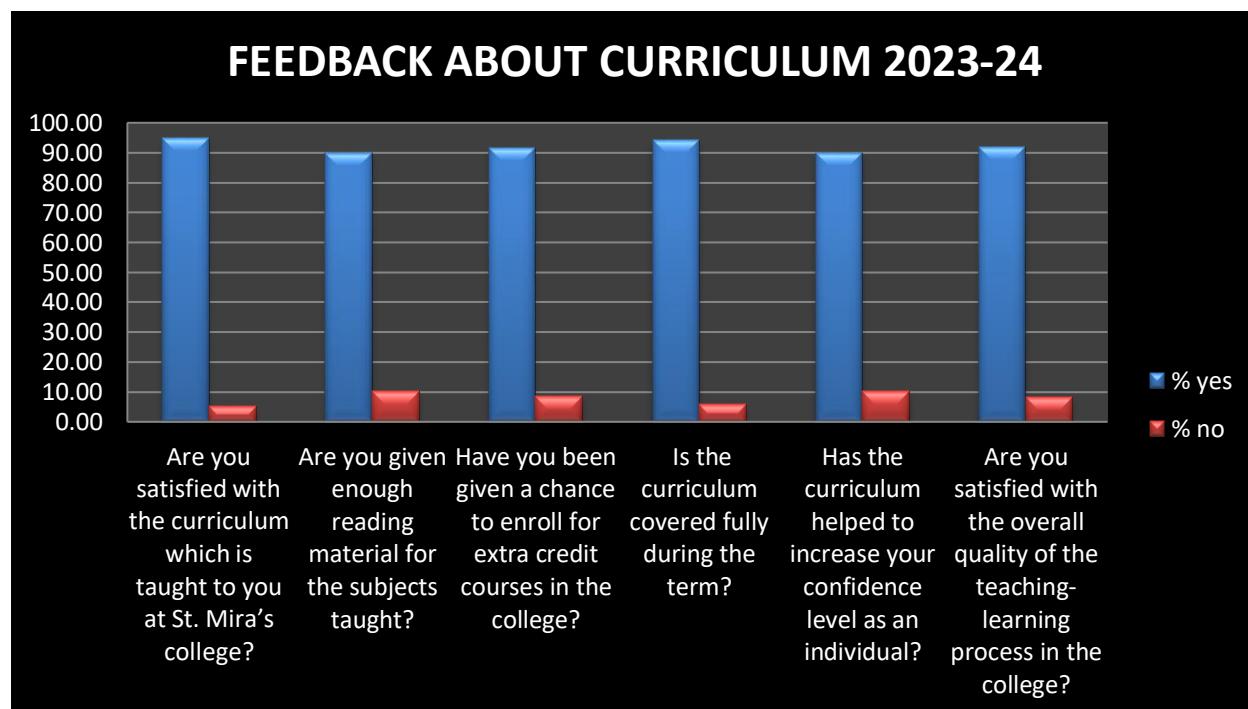
**NAAC 4<sup>th</sup> Cycle – A Grade**

**Criterion 2**

Complete Feedback Analysis from College Website about the Curriculum, Institution, Teachers, Evaluation, Mentoring, Value Education, Campus Life, Library and Infrastructure 2022-23 based on the feedback given by the Students.

**Total Number of Respondents : 581**

**I) FEEDBACK ABOUT CURRICULUM 2023-24**



*Jayah*

Prof. Dr. Jaya Rajagopalan  
Principal Incharge

## ANALYSIS : FEEDBACK ABOUT CURRICULUM 2023-24

94.66 % students expressed that they were satisfied with the curriculum which is taught to them at St. Mira's college.

89.85 % students felt that they were given enough reading material for the subjects taught.

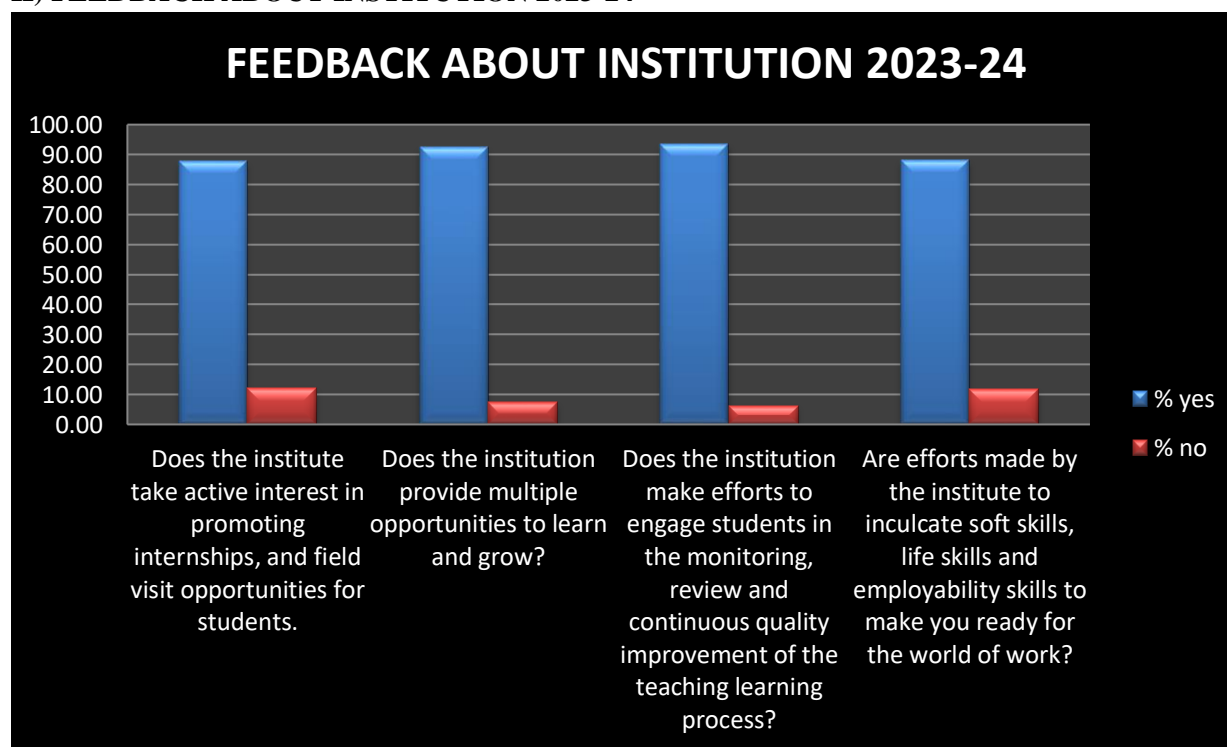
91.57 % students stated that they have been given a chance to enroll for extra credit courses in the college.

94.15 % opined that the curriculum was covered fully during the term.

89.85 % students affirmed that the curriculum has helped to increase their confidence level as an individual.

91.74 % students stated that they were satisfied with the overall quality of the teaching-learning process in the college.

## II) FEEDBACK ABOUT INSTITUTION 2023-24



## ANALYSIS : FEEDBACK ABOUT INSTITUTION 2023-24

87.78 % students opined that the institute take active interest in promoting internships, and field visit opportunities for students.

92.60 % students felt that the institution provide multiple opportunities to learn and grow.



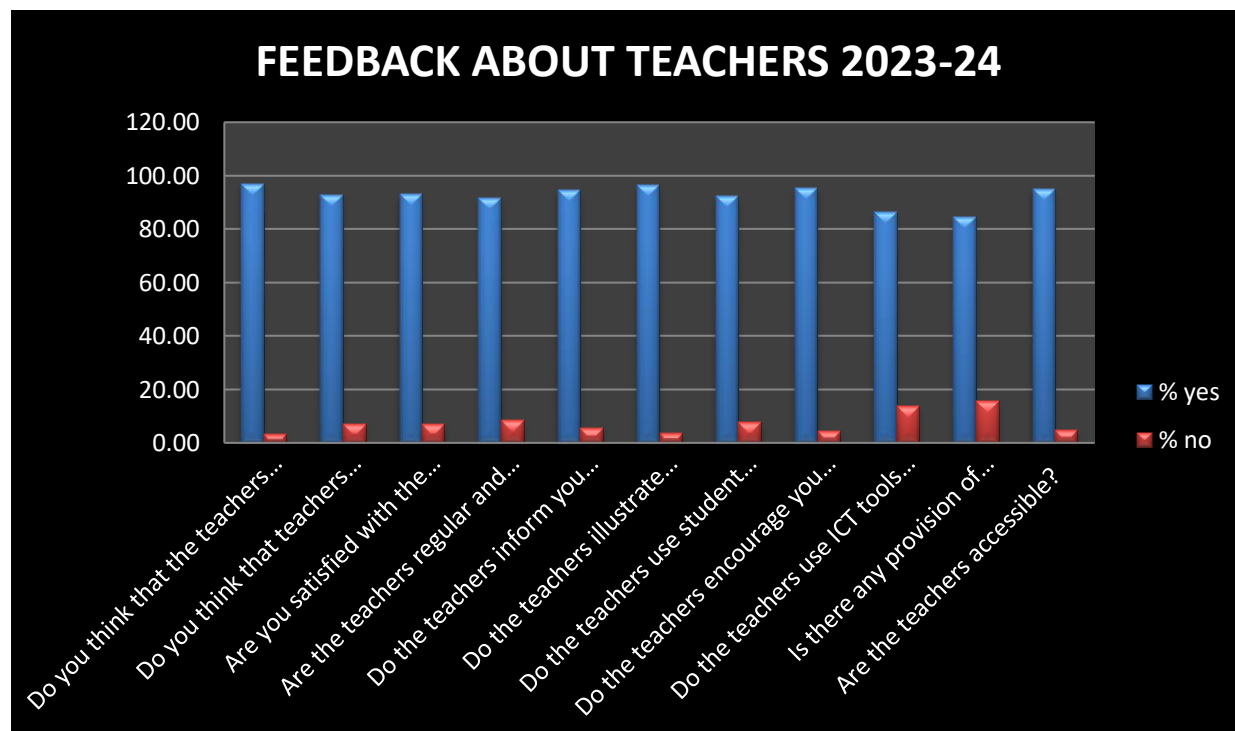
*Jayah*

Prof. Dr. Jaya Rajagopalan  
Principal Incharge

93.63 % students expressed that the institution make efforts to engage students in the monitoring, review and continuous quality improvement of the teaching learning process.

88.12 % students felt that the institution make efforts to inculcate soft skills, life skills and employability skills to make them ready for the world of work.

### III) FEEDBACK ABOUT TEACHERS 2023-24



### ANALYSIS : FEEDBACK ABOUT TEACHERS 2023-24

96.73 % students opined that the teachers prepare well for classes.

92.94 % students expressed that teachers communicate effectively.

93.12 % students are satisfied with the teachers' approach to teaching.

91.74 % students felt that the teachers are regular and punctual.

94.49 % students affirmed that the teachers inform you about your expected competencies, course outcomes and programme outcomes.

96.39 % students stated that the teachers illustrate concepts through examples and applications.



*Jayar*

Prof. Dr. Jaya Rajagopalan  
Principal Incharge

92.43 % students opined that the teachers use student centric methods, such as experiential, learning, participative learning and problem-solving methodologies for enhancing learning experiences.

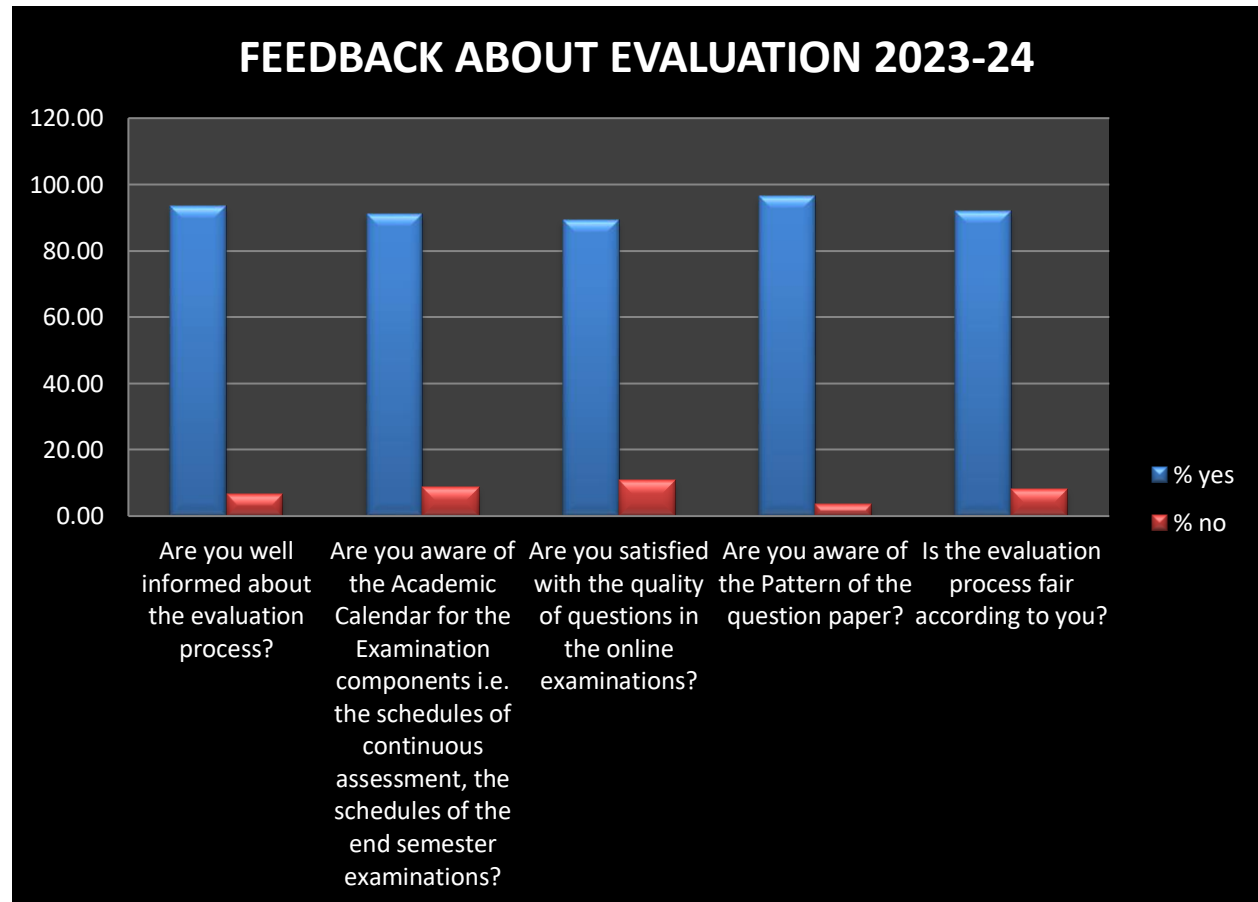
95.52 % students were of the view that the teachers encourage you to participate in extra curricular activities.

86.40 % students stated that the teachers use ICT tools such as LCD projector, Multimedia, etc. while teaching.

84.51 % students felt that there a provision of sufficient time for revision.

95.18 % students affirmed that teachers are accessible.

#### IV) FEEDBACK ABOUT EVALUATION 2023-24



*Jaya*

Prof. Dr. Jaya Rajagopalan  
Principal Incharge

## ANALYSIS : FEEDBACK ABOUT EVALUATION 2023-24

93.46 % students opined that they were well informed about the evaluation process.

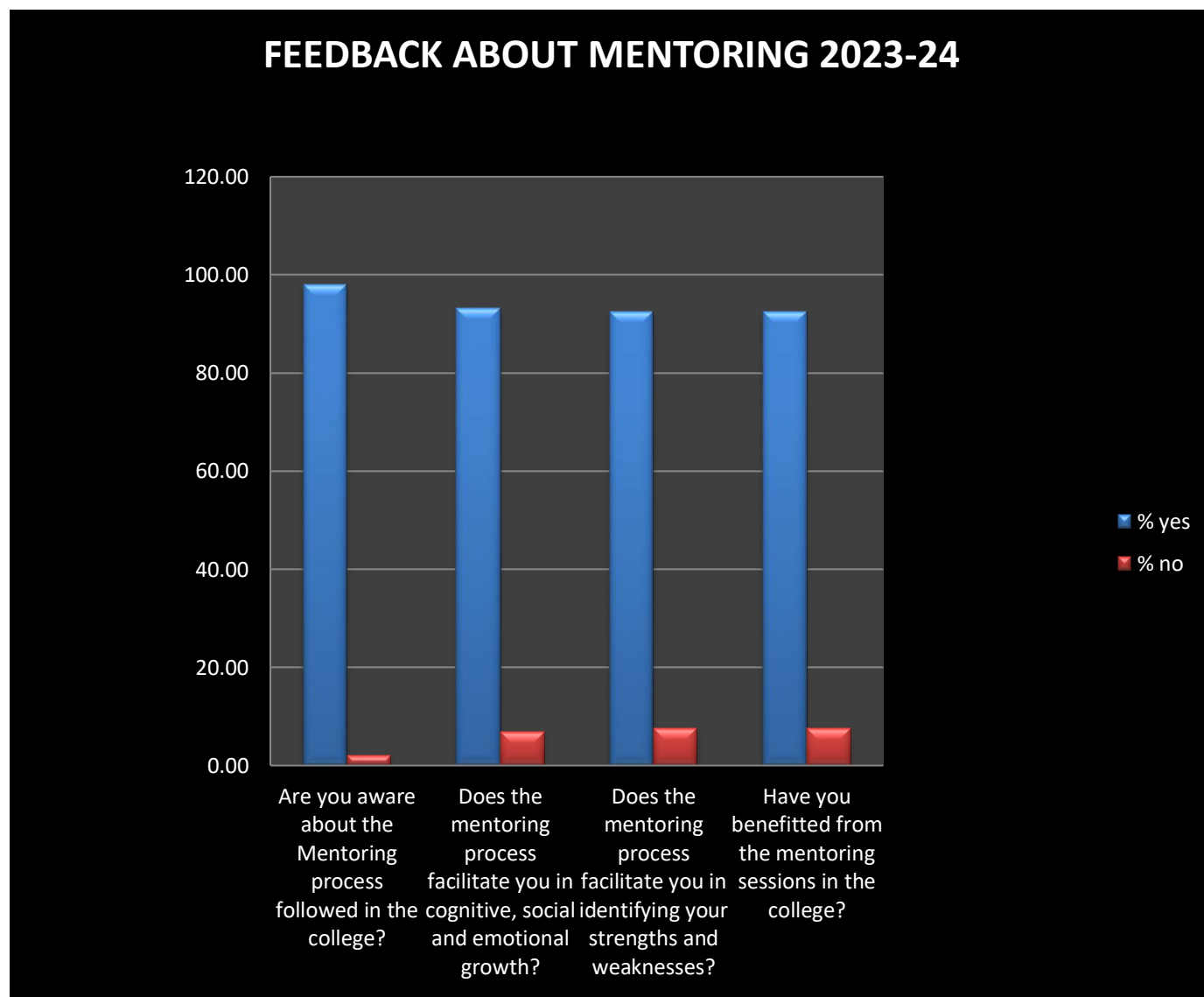
91.22 % students stated that they were aware of the Academic Calendar for the Examination components i.e. the schedules of continuous assessment, the schedules of the end semester examinations.

89.33 % students are satisfied with the quality of questions in the online examinations.

96.39 % students affirmed that they were aware of the Pattern of the question paper.

91.91 % students felt that the evaluation process was fair according to them.

## V) FEEDBACK ABOUT MENTORING 2023-24



*Jayah*

Prof. Dr. Jaya Rajagopalan  
Principal Incharge

## ANALYSIS : FEEDBACK ABOUT MENTORING 2023-24

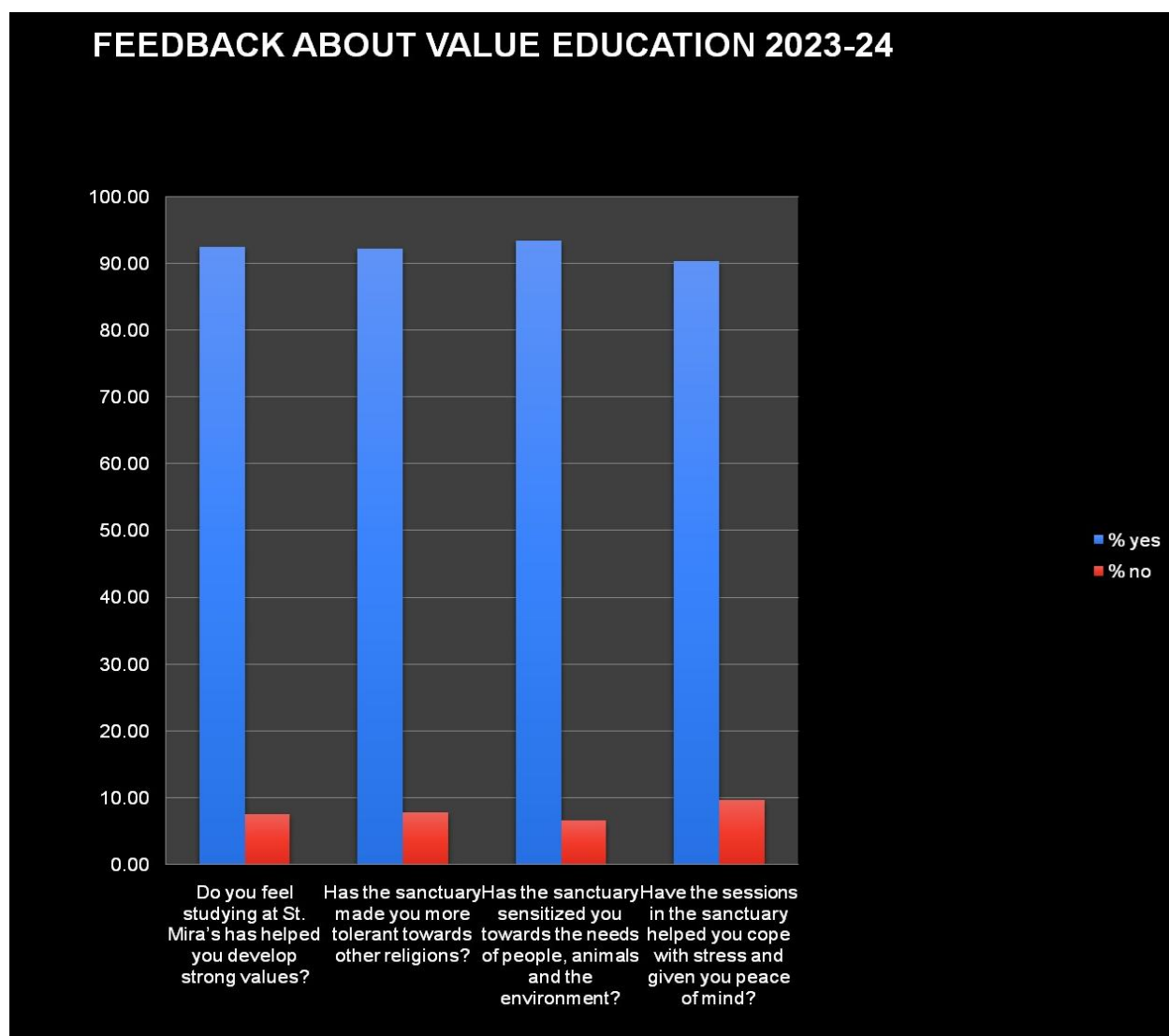
97.93 % students affirmed that they were aware about the Mentoring process followed in the college.

93.12 % students opined that the mentoring process facilitate them in cognitive, social and emotional growth.

92.43 % students felt that the mentoring process facilitate them in identifying their strengths and weaknesses.

92.43 % students were in the view that they have been benefitted from the mentoring sessions in the college.

## VI) FEEDBACK ABOUT VALUE EDUCATION 2023-24



*Jaya*

Prof. Dr. Jaya Rajagopalan  
Principal Incharge

### ANALYSIS : FEEDBACK ABOUT VALUE EDUCATION 2023-24

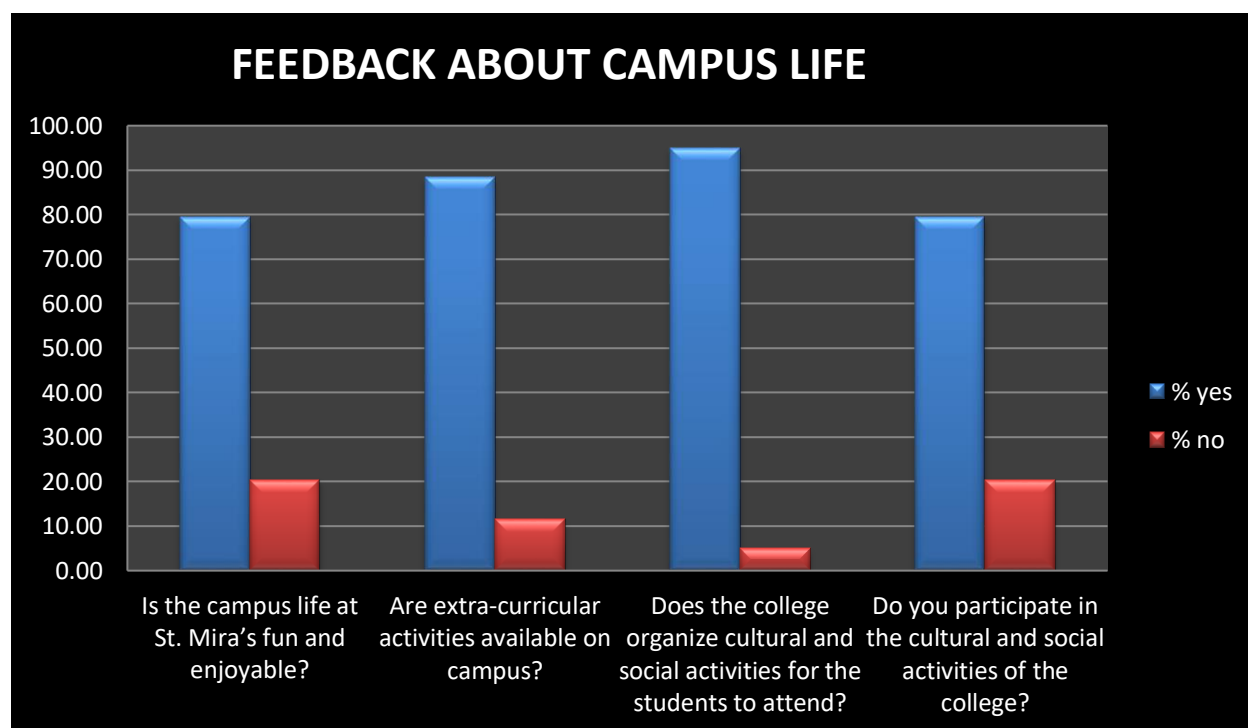
92.43 % expressed that studying at St. Mira's has helped them develop strong values.

92.25 % students felt that the sanctuary made them more tolerant towards other religions.

93.46 % students opined that the sanctuary has sensitized them towards the needs of people, animals and the environment.

90.36 % students affirmed that the sessions in the sanctuary have helped them cope with stress and given them peace of mind.

### VII) FEEDBACK ABOUT CAMPUS LIFE 2023-24



### ANALYSIS : FEEDBACK ABOUT CAMPUS LIFE 2023-24

79.52 % expressed that the campus life at St. Mira's is fun and enjoyable.

88.47 % students felt that extra-curricular activities are available on campus.

95.01 % students affirmed that the college organize cultural and social activities for the students to attend.

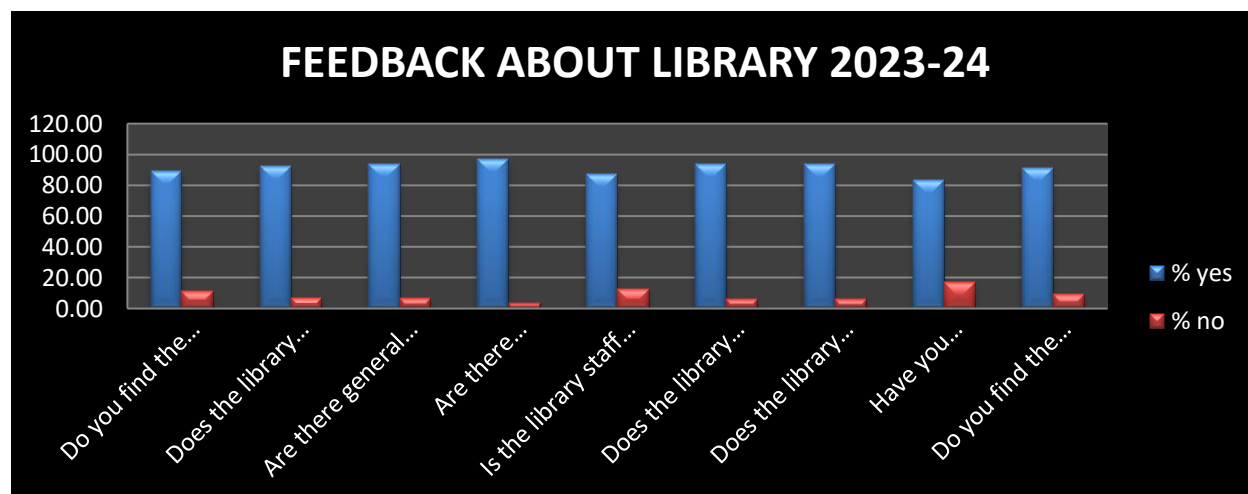
79.52 % students stated that they participate in the cultural and social activities of the college.



*Jayah*

Prof. Dr. Jaya Rajagopalan  
Principal Incharge

### VIII) FEEDBACK ABOUT LIBRARY 2023-24



### ANALYSIS : FEEDBACK ABOUT LIBRARY 2023-24

88.98 % students find that the books required by them are available in the library.

92.77 % stated that the library provides competitive exams books.

93.46 % students affirmed that there are general reading books in the library.

96.73 % students opined that there are magazine, newspaper and question paper facilities in the library.

87.26 % students felt that library staff is co-operative and prompt.

93.80 % students expressed that the library has a good infra structure and learning ambience.

93.98 % students stated that the library provides e-resources.

83.13 % students stated that they have attended the orientation sessions on library e-resources, organized by the library.

90.88 % students find the information displayed in the library premises useful.

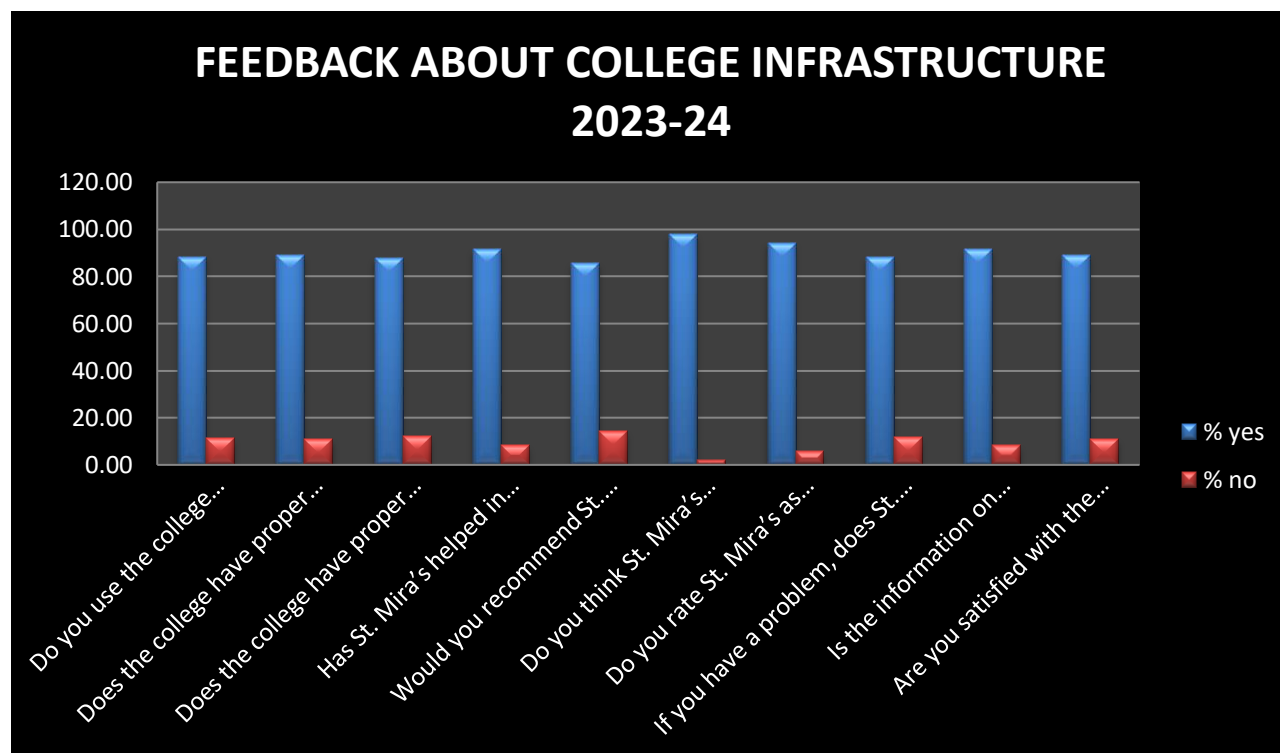


*Jayah*

Prof. Dr. Jaya Rajagopalan  
Principal Incharge



## IX) FEEDBACK ABOUT INFRASTRUCTURE 2023-24



### ANALYSIS : FEEDBACK ABOUT INFRASTRUCTURE 2023-24

88.47 % students stated that they use the college infrastructure regularly.

88.98 % students expressed that the college have proper labs, smart classrooms and projectors for students.

87.95 % students opined that the college have proper garden, classrooms and grounds.

91.57 % students affirmed that St. Mira's has helped in promoting their academic and personal growth.

85.54 % students feel to recommend St. Mira's as a preferred destination for higher education.

97.93 % students think that St. Mira's College empower women.

94.32 % students rated St. Mira's College as ethical.

88.30 % students affirmed that if they have any problems St. Mira's College provides an adequate help to them.

91.74 % students stated that the information on scholarships was given in the college.

88.98 % students have affirmed that they are satisfied with the overall functioning of the college.



*Jayah*

Prof. Dr. Jaya Rajagopalan  
Principal Incharge